



## Wire Instructions:

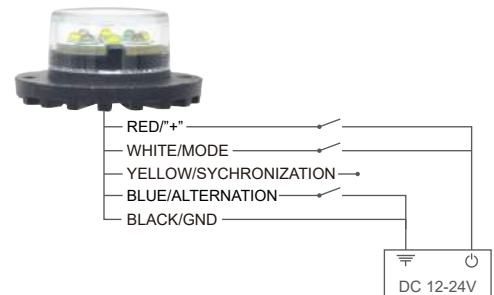
- To activate the unit, extend the red (+) wire to a 12V post. Extend the black (-) wire to the ground post of the vehicle's battery.
- Synchronization: To Sync two or more light heads together:
  - Connect YELLOW wires of all heads together for Synchronization
  - All heads must be on same flash pattern to be able to sync.
- To select Flash Pattern, apply White to Black
  - Less than 1 second for next pattern
  - 3-5 seconds for last pattern
  - More than 5 seconds for steady burn or reset
- Pattern alternately: Connect any of the blue wires to the red(+) wire

## Color Specifications:

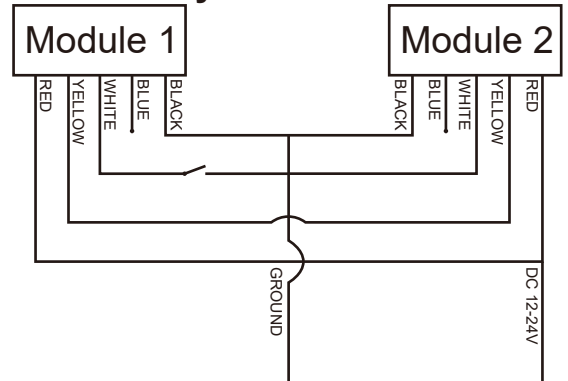
- A     R     B     W     G  
 RW     BW     AW     RB     AR     AB

## Product Features:

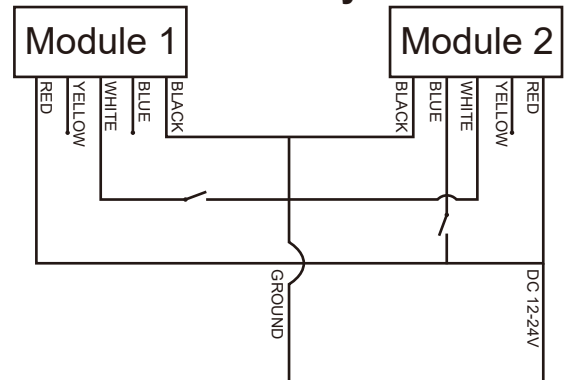
- Powered by 12-24V
- Each unit consists of 8 generation 3.5 high intensity LEDs
- 16 Flash Patterns with Pattern Memory
- Tiny Stealth Light for Head and Tail Lights
- Versatile application with surface mounting design and internal mounting within light assemblies
- 100% Waterproof (not submersible)
- Easily replaces traditional hideaway strobe with existing 1" hole



## Patterns Synchronization:



## Patterns Alternately:



## Specifications:

LED Power:8PCS 3W
LED Lifespan:100000H
Flash Pattern:16
Input Voltage:12-24V
Max Power:24W
Max Current:700mA@12.8V DC
Ambient Temperature: -30-+70 C
Waterproof:IP67
Mounting:Surface mount
Product Dimension: M3: Φ 38.5 x 18.8mm H
Wire:1pos,1neg,1sync,1pattern,1 alt
Cable Length:10ft (3m)
Material:Aluminum base

## Flash Pattern:

Rondom (default)
Quad Burst – Split
Quad Burst – All
Quad – Split
Quad – All
Single – Split
Single - All. Single Flash-Split
Single – Alternating
Super Flash - All
Super Flash - Split
Super Flash - Alternation
Quad/Single.W/Quad Burst - Split
Quad/Single.W/Quad Burst - All
Quad-ALL/Single - Split
Steady 2 ( California )
Steady 4 All

